



D1. Team Dressage Test

Section Demonstration

Base Requirements

for a team of 4 or 6 riders

based on the book „Instruktionen des Karl von Schmidt“

December 2013

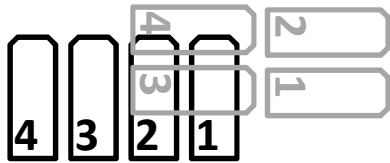
www.kavallerie.net

Remarks:

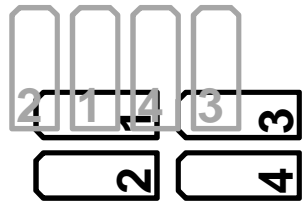
The following descriptions show the movements for a team of 4 riders. A team of 6 riders will ride it similar but with a column with 3 instead of a column with 2. Therefore replace all following descriptions „with 2“ with „with 3“ for a team with 6.

Base Requirements
"Squadron School"
(to be shown in trot)

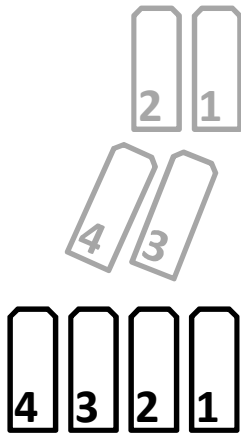
EST.1 Half twist with 2 (from line to column)



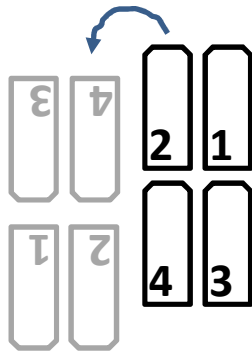
EST.2 Half twist with 2 (from column to line)




EST.3 From line to column with 2



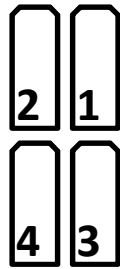

EST.4 Turn over of column with 2



EST.5 Move half right or half left of column with 2

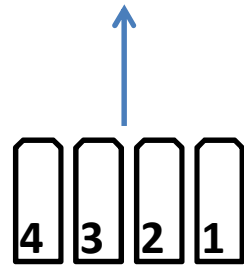


EST.6 From column to line

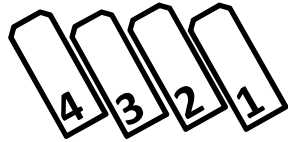


Base Requirements
Line March Evolutions
(to be shown in trot)

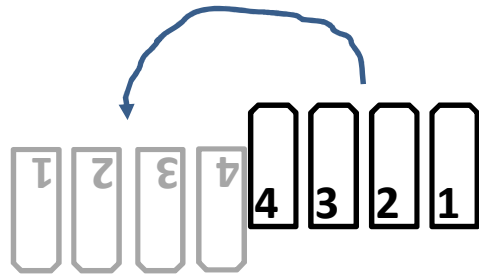
FT.1 March the line forward



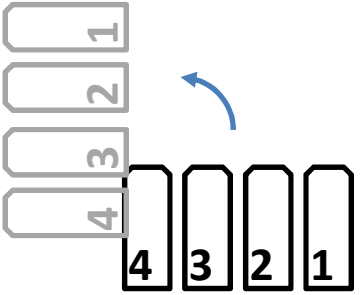
FT.2 March line half left or half right



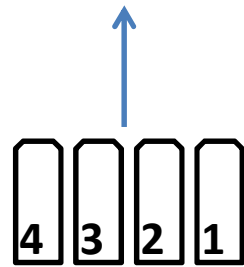
FT.3 Turn over the line



FT.4 Turn the line to left or right

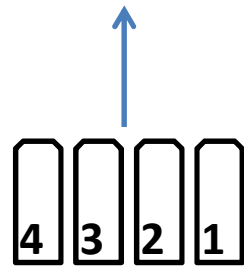


FT.5 Halt from trot and trot off from halt

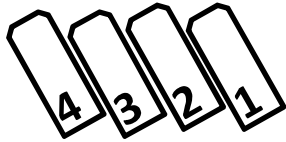


Base Requirements
Front March Evolutions
(to be shown in canter)

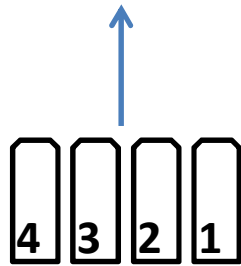
FG.1 March the line forward



FG.2 March line half left or half right




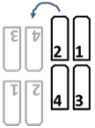
FG.3 Halt out of center

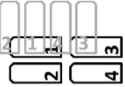



Predefined Sequential of Base Requirements


Trot


- 1  EST.1 Half twist with 2 (from line to column)


- 2  EST.4 Turn over of column with 2


- 3  EST.2 Half twist with 2 (from column to line)


- 4  FT.1 March the line forward


- 5  EST.3 From line to column with 2


- 6  EST.5 Move half right or half left of column with 2

- 7  EST.6 From column to line

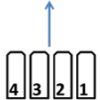
- 8  FT.4 Turn the line to left or right


- 9  FT.2 March line half left or half right


- 10  FT.3 Turn over the line

- 11  FT.5 Halt from trot and trot off from halt

Canter

- 12  FG.1 March the line forward

- 13  FG.2 March line half left or half right

- 14  FG.3 Halt out of canter